



US00D613481S

(12) **United States Design Patent**
Yarn

(10) **Patent No.:** **US D613,481 S**

(45) **Date of Patent:** **** Apr. 13, 2010**

(54) **SHOE**

(76) **Inventor:** **Ray L. Yarn**, 3180 Rubino Dr. #211, San Jose, CA (US) 95125

(**) **Term:** **14 Years**

(21) **Appl. No.:** **29/336,181**

(22) **Filed:** **Apr. 29, 2009**

(51) **LOC (9) Cl.** **02-04**

(52) **U.S. Cl.** **D2/902; D2/908**

(58) **Field of Classification Search** D2/896,
D2/902, 906–908, 943, 944, 951, 960, 969,
D2/972–974; 36/45–49, 50.1, 77 M, 77 R,
36/83, 88, 113, 114, 126–131, 25 R–25 A

See application file for complete search history.

(56) **References Cited**

U.S. PATENT DOCUMENTS

2,155,166	A	*	4/1939	Kraft	36/59	C
D303,868	S	*	10/1989	Argyropoulos	D2/907	
D365,199	S	*	12/1995	Avar	D2/969	
D380,596	S	*	7/1997	Brooks et al.	D2/969	
D397,852	S	*	9/1998	Smith, III	D2/972	
D420,790	S	*	2/2000	Oliva	D2/969	
D432,771	S	*	10/2000	Matis et al.	D2/969	
D444,294	S	*	7/2001	Fini	D2/972	

D474,883	S	*	5/2003	Cooper	D2/972	
D480,542	S	*	10/2003	Belley et al.	D2/969	
D482,188	S	*	11/2003	Belley et al.	D2/969	
D494,357	S	*	8/2004	Del Biondi	D2/977	

* cited by examiner

Primary Examiner—Dominic Simone

(74) *Attorney, Agent, or Firm*—QuickPatents, Inc.; Kevin Prince

(57) **CLAIM**

I claim the ornamental design for a shoe, as shown and described.

DESCRIPTION

FIG. 1 is a perspective view of a shoe, showing my new design;

FIG. 2 is a front elevational view thereof;

FIG. 3 is a rear elevational view thereof;


FIG. 4 is a left-side elevational view thereof;

FIG. 5 is a right-side elevational view thereof;

FIG. 6 is a top plan view thereof; and,

FIG. 7 is a bottom plan view thereof.

1 Claim, 4 Drawing Sheets






FIG. 1

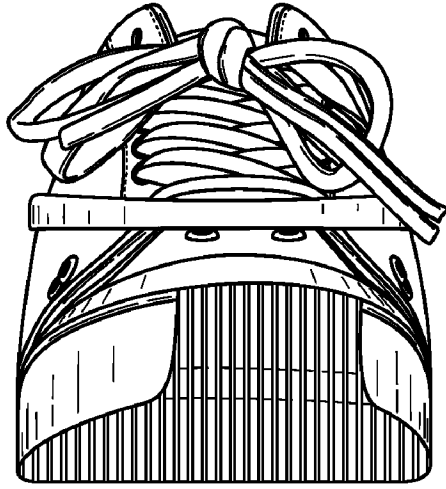


FIG. 2

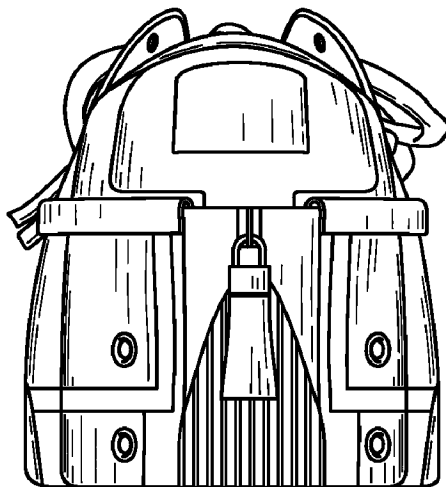


FIG. 3

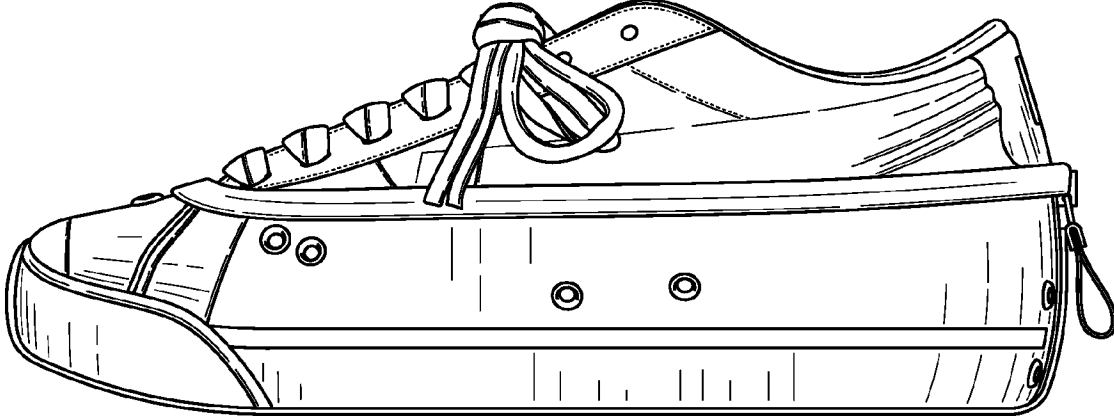


FIG. 4

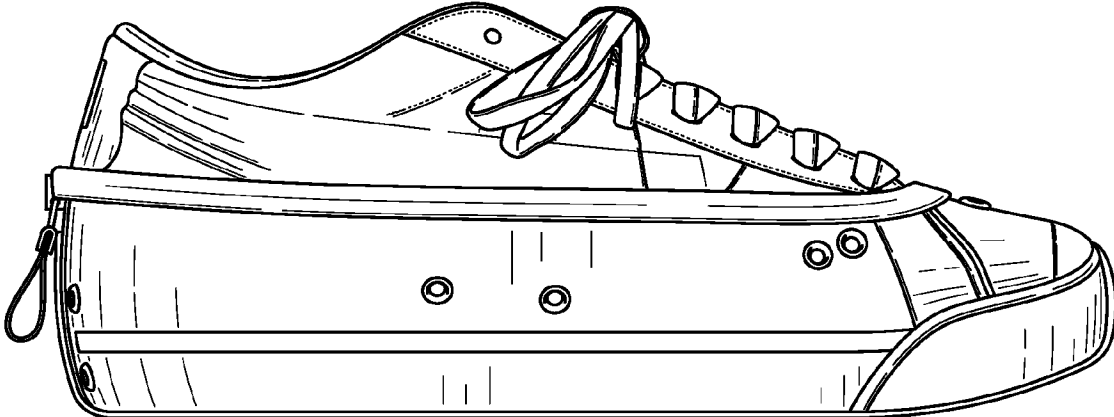


FIG. 5

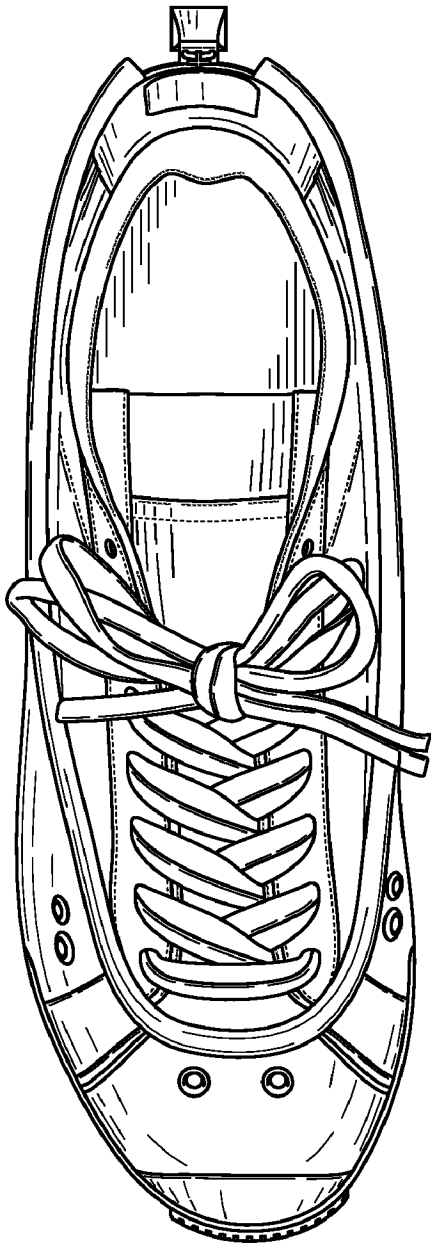


FIG. 6

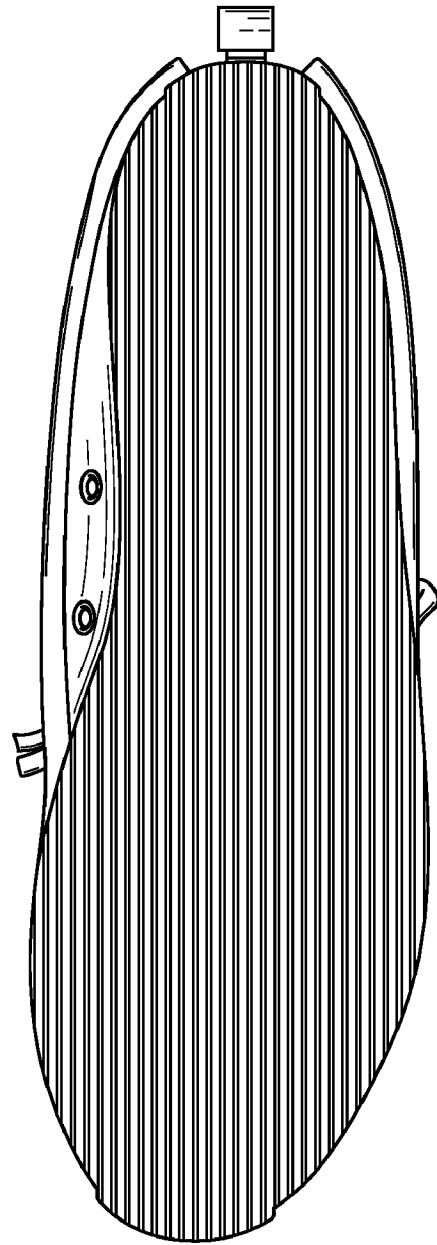


FIG. 7